

Aug '17

QUARTERLY NEWSLETTER

# QUILTING SISTAH NEWS

*African American Quilt Guild of Oakland*

## 2017 AAQGO QUILT RETREAT SAN DAMIANO, DANVILLE, CA



**African American Quilt Guild  
of Oakland**

P.O. Box 31834  
Oakland, CA 94604

[www.aaqgo.org](http://www.aaqgo.org)

email: [aaqgoakland@gmail.com](mailto:aaqgoakland@gmail.com)

**Our Guild Meeting is the 4th  
Saturday each Month**



So much fun was had at this year's retreat! We all appreciate that Felecia stepped up to organize and lead the retreat! We all agreed that the retreat needs to continue to happen and we have some great ideas on how the leadership responsibilities can be shared in the upcoming years! This years highlights include 2 mystery quilt patterns, a candle mat project from Kyla, a "how to use selvages" lesson from Katie and of course all of the fun and games we usually have! New this year was a boat load of raffle prizes, bingo, fat quarter toss and a pajama contest! We also had a surprise birthday celebration for Evelyn. We had a mitered corner demo from Deborah Salmon, and a discussion about batting. As always, the food at the center was good and the weather was not to hot. If you are interested in signing up for next year, information will be coming soon!

~Kyla



## PRESIDENT'S MESSAGE

Summertime is here and the living is easy, busy, hectic, relaxing and hot at times. Many of you are traveling all over the country as well as internationally. You are either returning from your travels or packing to leave. I know you left room in those suitcases to fill them with fabric for your stash at home. Every quilter I have met, including myself, is always looking for fabric wherever we go. You may Google fabric stores in the city you are visiting or ask your tour guide where the fabric stores are in the country you are visiting. When you return home, you promise yourself you are going to sort your stash to make room for your new purchases. How many of you do this type of sorting and updating? This type of exercise may be a good summertime activity.

Our Guild is blessed to have very talented quilters. At our meetings over the last several months, we have been fortunate to have Guild members sharing their quilting treasures and giving us a history of their work. It has been a wonderful experience to see the talents of our membership. It is a way for us to acknowledge our hidden geniuses and to learn new skills. **Ann Robinson**, our vice president, has done a tremendous job preparing our monthly meeting programs Guild members especially look forward to "Quilting and Sewing Hints from Ann".

As you continue to enjoy your summertime travels, shopping, relaxing and sewing, I leave you with these words: "Nothing Haunts Us Like the Fabric We Didn't Buy!"

Blessings,

**Marie de Porres Taylor**

President



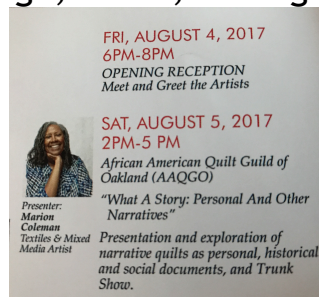
# WHAT A STORY

About 14 years ago, Marion Coleman began making quilts that specifically told stories. Among the narrative quilts now on display at the Brickhouse Gallery & Art Complex in Sacramento, Marion gave a trunk show presentation of selected artworks on August 5th. The educational presentation dovetailed nicely with Marion's many careers as an activist, educator, social worker, and multidisciplinary artist.

Marion's presentation, "What A Story: Personal and Other Narratives," came the day after the opening night of a juried show that will spend the rest of August at the Brickhouse Gallery, titled *Never, Ever Forget. African American History: The Middle Passage and Beyond™*.

A narrative quilt can tell any story through the eyes of the quilter. The quilter's own story, contemporary life, and historical events are all fair game. Some of the stories that Marion has touched on in her work so far are urban gardens, the story of York, in the Lewis and Clark expedition, Ruby Bridges, women's history, and the aging process. Marion's narrative quilts are often of textiles and mixed media, with some made into more durable public installations by using porcelain, enamel, and stainless steel.

Visitors to Marion's website, [www.marioncoleman.com](http://www.marioncoleman.com), can see slideshows of Marion's narrative quilts, many like mosaics with photo transfers to convey moods and eras. The use of color and piecing energizes each narrative quilt, setting the tone. If you have the chance, pop over to the North Berkeley Library, the West Contra Costa County Health Center or the Hunter's Point Public Art Project to see more of Marion's work. If you have the travel bug, Marion also has a quilt showing at the Texas Quilt Museum in LaGrange, Texas, through October 1.



Catherine Mukai

## JULY SPEAKER - PATI FRIED

On July 25, the Guild enjoyed a retrospective trunk show by Pati Fried, a local quilter and fabric and pattern designer. What was unusual is that Pati began by showing us her most recent quilts and then moved back in time to show earlier examples of her work. Her first two quilts were hung center stage. One of them was a large, almost king size quilt made of selvages sewn vertically and a terrific selection of Liberty prints were cut in petal shapes and appliqued atop the quilt to form a large flower. It was a great way to showcase a special collection of fabric although Pati said the quilt was very heavy due to the weight of the selvage.



She discussed the second quilt that has been traveling. It has the words to the Pledge of Allegiance written around the edges of the quilt with a gray marker and she made fabric Post-It notes that individuals can write on to express their thoughts and feelings about the current state of our country. We were invited to contribute to the quilt. The fabric Post-It notes stand out from the quilt to give the impression they were just stuck on the quilt. She told us that she had a challenge finding fabric the color of Post-It notes and that she used

glue to smooth the edges and prevent fraying.



As Pati discussed her quilting journey, it was plain from the quilts that accompanied her speech that she began by taking classes and making very structured quilts. Over time, the quilts, while still employing traditional quilting techniques, became more a reflection of her personality and philosophy. All the quilts were striking but a few stood out. There was a recent quilt that was made from fabric her son bought in Japan and she used “big stitch” to accentuate the quilt. Big stitch is generally done using a large needle and perle cotton and sewing big stitches evenly spaced. Other notable quilts included a quilt with birdhouses and she does sell a pattern for that which can, of courses, be modified to your own sense of birds. Another fun quilt featured Kaffe Fassett fabrics with numerous styles of Dresden plates, some of them three-dimensional. For those who love shortcuts in quilting, Pati showed a quilt utilizing shortcut techniques. It was a fun and informative trunk show with Pati explaining the joys and challenges of each of her quilts.

If you would like more information, please visit Pati’s website at [www.patifried.com](http://www.patifried.com)

*Teresa Weyand*

JULY 2017

San Lorenzo Library  
Teen Zone Quilt Project

Marion Coleman, the branch library manager and community teens made log cabin blocks. Blocks were assembled by Marion Coleman into the final quilt. Red centers of log cabin blocks have some relevant word.



## I WILL SURVIVE



BACK from 11th Annual Fiber Arts Installation of the 35th Annual North Charleston, South Carolina Arts & Cultural Festival. This year's theme was Moving On Up to The Higher Ground inspired by 1970's song lyrics from Curtis Mayfield and Stevie Wonder. My entry was entitled **I Will Survive** by **Gloria Gaynor** released in 1979. My second entry, **Love Will Keep Us Together** by **Captain & Tennille**, is still waiting to be quilted. Oh, well it'll have to go in a different exhibit.

By some standards it was a smaller exhibit and a little removed from perhaps a larger audience. It was held at the North Charleston City Hall - located in a commercial park rather than downtown Charleston - but it was well received and the other quilters were very welcoming. The curator, Torah "Cookie" Washington, was very accommodating and the Friday night reception also included food, music and a separate exhibit on another floor. Other entries came from Connecticut, Georgia, New York, North Carolina, Ohio and Pennsylvania. The program cover depicted a quilt by Aisha Lumumba (Atlanta) featuring Stevie Wonder singing between the mountains. Also included was a quilt by Jan Hollis-Sullivan, our Sacramento associate member who recently moved to Atlanta.

Get busy your quilt could be included in next year's show. The exhibit will be entitled **I am Not Every Woman, I am a Phenomenal Woman**. The entry process isn't difficult and different skill sets are welcomed. According to Cookie: What we are looking for with this theme is for you to create a tribute to an African America Woman who is phenomenal... It may be a famous woman or it may be an

unsung heroine in your community or a woman from mythology or the Bible... **However we will not, not, not be accepting any MAYA ANGELOU quilts, she was honored two years ago...** We want to highlight other incredible black women... Here are some things to remember: You must have a 4 inch rod pocket on the back of your quilt. Please look up the "Fair Use" laws. You cannot use the entire text of a song or a poem. You may use a stanza or a short verse but you cannot use the entire work. Feel free to share this information with other African American Fiber Artists! The more the merrier.

### Stitches, Nell Mays



Aisha Lumumba



Jan Hollis-Sullivan



Joyce Daniels



Cookie Washington

## LAKEVIEW LIBRARY DISPAY PRESIDENT'S CHALLENGE - ANIMALS

The African American Quilt Guild of Oakland is celebrating our 14th year as exhibitors of small quilts at the Lakeview Library.

This year you will be able to see 22 animal themed quilts from dogs and cats to elephants and lions, and even a pink pig.



You can see the display at the Lakeview Library - 550 El Embarcadero at Grand Avenue, Oakland, 510.238.7344 - until September 30th. The library is open from Tuesday through Saturday. Please call the library for hours.


A special thank you to **Loretta Henry**, **Kathie Heller**, **Jackie Kamakate** for their help in hanging the quilts. And a very special thank you to **Norma Mason's** son, **Kevin Manning**, for climbing up and down the ladder for us.

**Julia Vitero**  
Exhibits

### 10 quilting tips for beginners and intermediate quilters:

- 1 Choose only 100 percent cotton fabric. That way the weight and texture of the blocks will be similar.
- 2 Buy the biggest mat and ruler you can; at least 18 by 42 inches; a little bigger can be better.
- 3 Change the rotary blade and needle in your machine at the start of every new project. You get the best results from a crisp cut and sharp needle.
- 4 Prewind five or six bobbins ahead of time from your spool. This speeds up your sewing time and reduces the frustration of rethreading the needle each time you run out of bobbin thread.
- 5 Buy all your fabrics for a particular quilt after choosing your pattern. This enables you to get professional help from the store and ensures all the fabrics match under that lighting. I usually buy an extra quarter of a yard of each fabric to avoid running out and save the extras in a stash pile for a scrap quilt.
- 6 Create an uncluttered work space for your mat and ruler, preferably a space that doesn't need to be picked up and put away each time. If materials can't be left out, use a bin or box to store the blocks, fabrics and tools in one area so it's easy to start up again.
- 7 For best accuracy, invest in a quarter-inch presser foot for your machine.
- 8 If you've never sewn before, avoid frustration and wasted expense by taking a class with an experienced teacher.
- 9 As you finish each quilt, make a label stating the date it was made, who made it and who it was made for. Include the pattern name. This way, the history of the quilt will not be lost.
- 10 Take a photo of your quilt and the label and start an album of your projects. Include ribbons won at fairs and quilt shows. Store the quilts you keep for yourself on a bed or wrapped in a clean white sheet.





## TIME TO RENEW MEMBERSHIP

This year our membership was 76 renewals and 10 new members for a grand total (drum roll) of 86 enthusiastic quilters. A big shout out to Jerry Hickey who filled in when I was unable to attend the monthly meeting. Capable and available. A good combo.

One change has been made to the membership registration form. There is a portion asking if you want a membership card. Several dozen members never picked up their cards this year. So, if you want a card and can get to a meeting to pick it up, check the appropriate box. If not, feel free to check the no card box. It will make my life a little easier.

A membership form is on the back of this page. Please complete and bring to our meeting on August 26th.

Suzi Taylor  
Membership

# AAQGO MEMBERSHIP REGISTRATION

P.O. Box 31834 ~ Oakland, CA 94604  
www.aaqgo.org ~ aaqgoakland@gmail.com

New \_\_\_\_\_ Renewal \_\_\_\_\_

The membership year is from September 1 to August 31. All persons must complete an application annually and pay \$30 annual dues for adult members and \$15 annual dues for youth members (17 years and under).

**AAQGO PRIVACY INFORMATION:** We publish a Membership Roster and make it available to Guild members only. Our by-laws state that the Roster information may not be sold or used by anyone else.

**Check the box** next to your demographic information that you **approve** being listed in the Member Roster.

- Name** \_\_\_\_\_
- Address** \_\_\_\_\_
- City, State, ZIP** \_\_\_\_\_
- Home Phone** \_\_\_\_\_ **Cell Phone** \_\_\_\_\_
- Email address** \_\_\_\_\_ **Birth Date (MO/DAY)** \_\_\_\_\_

**VOLUNTEERING:** AAQGO is an all volunteer organization. Our events and activities are made possible by members who volunteer their time and expertise. There are opportunities for everyone - even those with limited time. Let us know your skills and the activity in which you can help.

I do: Traditional Piecing \_\_\_ Art Quilts \_\_\_ Hand Quilting \_\_\_ Machine Quilting \_\_\_ Applique \_\_\_ Dyeing \_\_\_ Beading \_\_\_ Other \_\_\_\_\_

I would be interested in helping with: General Meeting \_\_\_ Membership \_\_\_ Hanging Quilt Exhibits \_\_\_ Programs \_\_\_ Newsletter \_\_\_ Community Outreach \_\_\_ Education \_\_\_ Worthy Causes \_\_\_ Publicity \_\_\_ Teaching a skill or technique \_\_\_ Other \_\_\_\_\_

I would like the Guild to present the following activities or demonstrations

\_\_\_\_\_  
\_\_\_\_\_

**EXPECTATIONS** of Guild membership are as follows:

- Know and understand the organization's by-laws
- Participate in Community service projects and donate a minimum of one+ sewn works per year for Worthy Causes charities. Sewn works can include block of the month, quilts, pillow cases, etc.
- Participate in Opportunity Quilt fundraising by selling a minimum of \$20 in ticket sales

Internal use only: Date received via mail/meeting \_\_\_\_\_ Treasurer \_\_\_\_\_ Membership \_\_\_\_\_ Secretary \_\_\_\_\_ Newsletter \_\_\_\_\_  
Revised 2014.03 v2

Updated 8/1/2016

# Guild Member BUZZ!



## Sunshine



RETIREMENT  
Terri Green and  
Madlyn Jones

. . . A time to look back  
on your accomplishment,  
as you ponder the  
possibilities ahead.

May your bobbin always be  
full!



## Birthdays

### AUGUST

Pat Bailey  
Cheryl Buckley  
Evelyn Johnson  
Niambi Kee  
Nell Mays  
Karla Robinson

### SEPTEMBER

Flo Davis-Warner  
Sally Dickson  
Donald Foreman  
Zondra Kilpatrick Martin  
Ernestine Tril  
LaQuita Tummings

### OCTOBER

Blanche Brown  
Deborah Butler  
Ora Clay  
Marion Coleman  
Louise Jackson  
Kyla Laffoon  
Heidi Patrick  
Nancy Williams

## New and Returning Members

Linda Franklin  
Jackie Kamakate



## LOCAL EVENTS

### August 1 - 31

*Never Ever Forget  
African American  
History: The Middle Passage  
and Beyond  
African American History  
Legacy (AAHL)  
The Brickyard Gallery and Art  
Complex  
Sacramento, CA  
209.957.9177  
Diablo Valley Quilters Show  
Walnut Creek, CA*

### August 1 - 31

*For the Love of Animals  
Nancy Brown  
SF Bay Quilts  
Richmond, CA*

### August 19 - 20

*Harvest on the Delta  
Delta Quilters Guild  
Brentwood Community  
Center  
Brentwood, CA  
[www.deltaquilters.com](http://www.deltaquilters.com)*

### September 2 - 4, 2017

*Kings Mountain Art Fair  
Woodside, CA*

### September 16 - 17, 2017

*Diablo Valley Quilters Show  
Walnut Creek, CA*

### October 7 - 8

*16th Annual Falling Leaves  
Quilt Show  
Ladies of the Lake Quilt  
Guild  
Lakeport, CA  
[www.llqg.org](http://www.llqg.org)*

### November 4

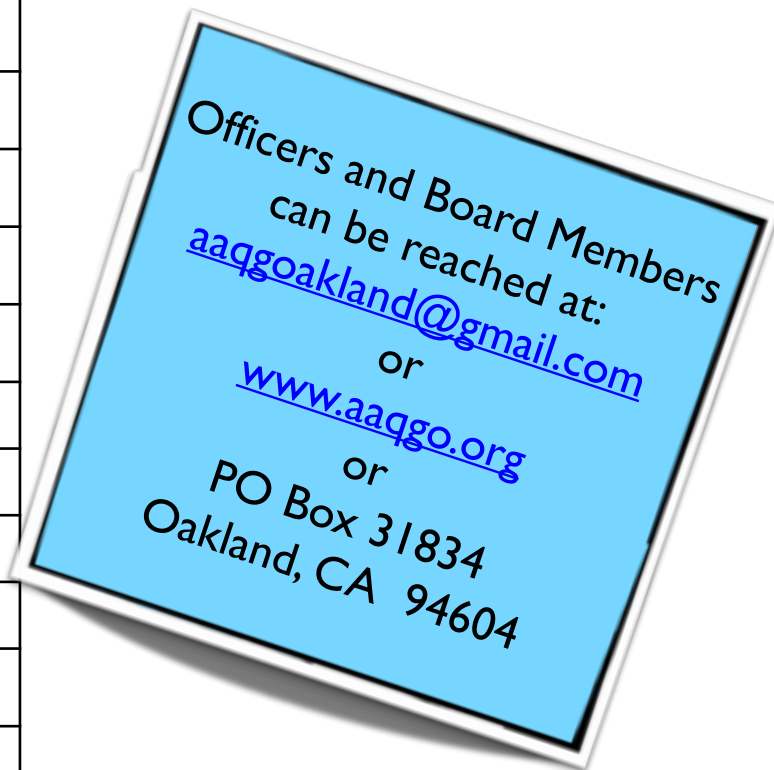

*It Takes a Village  
African American Quilters of  
Los Angeles  
Carson Community Center  
Carson, CA  
[www.easysite.com/aagla](http://www.easysite.com/aagla)*

If you know of events that . . .  
please send info to  
[aaqgo@gmail.com](mailto:aaqgo@gmail.com) and type in  
subject line For Newsletter.

JUST A REMINDER - Our  
email address -  
[aaqgoakland@gmail.com](mailto:aaqgoakland@gmail.com) -  
is to be used for Guild  
business only. Names and  
addresses are not to be  
shared with other  
organizations or businesses.  
Please use your roster to  
contact individuals in the  
Guild. The Guild will no  
longer forward your  
messages. Feel free to print  
out information the you want  
to share and give to our  
Resource Librarian at each  
meeting.

## Who is who? and what is what?

<b>2016 - 2018 Officers and Board Members</b>	
<b>President</b>	Marie dePorres Taylor
<b>Vice President</b>	Ann Robinson
<b>Secretary</b>	Rosita Thomas
<b>Treasurer</b>	Dolores Vitero Presley
<b>Historian</b>	Donald Foreman
<b>Parliamentarian</b>	FranCione
<b>Founder</b>	Esther Pancho
<b>Education</b>	Deborah Salmon
<b>Exhibits</b>	Julia Vitero
<b>Library</b>	Shyrrl Spann-Hancock
<b>Membership</b>	Suzi Taylor
<b>Newsletter</b>	Dolores Vitero Presley
<b>NCQC Liaison</b>	Ernie Tril
<b>Opportunity Quilt</b>	Vacant
<b>Publicity</b>	Vacant
<b>Quilt Show</b>	Marion Coleman
<b>Sunshine</b>	Evelyn Johnson
<b>Website</b>	Ann Robinson
<b>Worthy Causes</b>	Felecia Germany



### **MEMBERSHIP:**

Membership shall be open to anyone interested in the purpose and objectives of this Guild, and payment of annual dues. No discrimination shall be made with regard to race, color, creed, or national origin.

**African American Quilt  
Guild of Oakland**  
P.O. Box 31834  
Oakland, CA 94604

[www.aaqgo.org](http://www.aaqgo.org)  
[aaqgoakland@gmail.com](mailto:aaqgoakland@gmail.com)

---

## Quilting Sistah News

---



**QUILTING SISTAH NEWS**  
*African American Quilt Guild of Oakland*

P.O. Box 31834  
Oakland, CA 94604

**Next Meeting**  
Saturday, Aug 26 , 2017  
1 p.m. - 3 p.m.  
West Oakland Library  
1801 Adeline Street  
Oakland CA 94607

**Visit our website:**  
<http://www.aaqgo.org>