


May 2016
Paper Pieced
Blue & White

Maryland Star

Hector's Orange Quilt

This makes an 12" block
and is paper pieced!


**This is an original
pattern. Please abide by
the Terms and
Conditions of use! :o)**




[Click here for templates A](#)

[Click here for templates B](#)

The first thing that I would recommend that you do, is go to the [Practice Paper Piecing Page](#). When you feel comfy with paper piecing, come on back and try a Maryland Star! You will need to print out two copies of each template page per block you want to make on very lightweight paper. FQ's will be fine!



To make each quarter block shown at left, sew together the three units that were on one Template Page. You'll be making two of the template page A set, and two of the B set. Once these units are all pieced and sewn together into quad units, join them as shown at left to complete the block! It's an Eye Popper!



The quilt is three blocks by three with
plain and pieced borders!

Happy Quilting!

Marcia :o)

[Here's Teresa S's!](#)

[Janet's!](#) [Stevie's!](#)

[To the Patterns](#) or [The Quilter's Cache](#)

© Jan 10 2004 Marcia
Hohn



